

Installing Roll-Off/Dumpster Liners

Remove a bag liner from the box and unfold. Place the bag liner on the ground or across the end of the container and open the folds to the center.

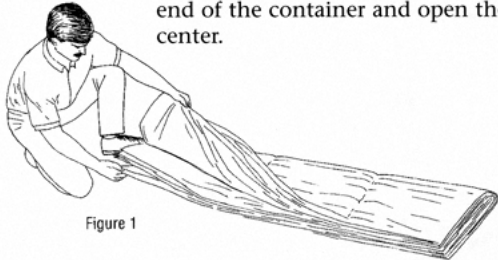


Figure 1

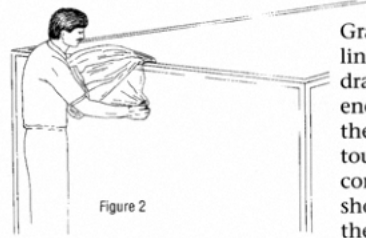


Figure 2

Grasp the top of the bag liner (the thinner end) and drape the bag liner over the end of the container until the bottom of the bag liner touches the container. The bottom fold should have a heat seal on the right side. There should be another heat seal on the top of the fold. Hook the bottom heat seal at the center of the container at one end.

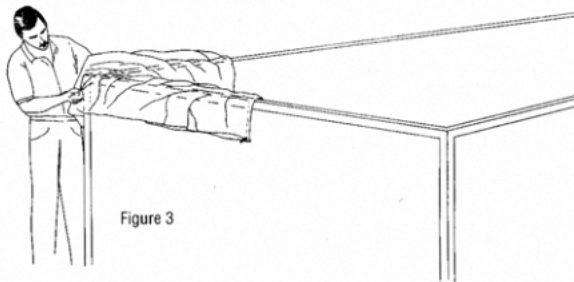


Figure 3

As you turn the first corner (moving clockwise), hook the bottom layer of plastic (top of bag) on the hook.

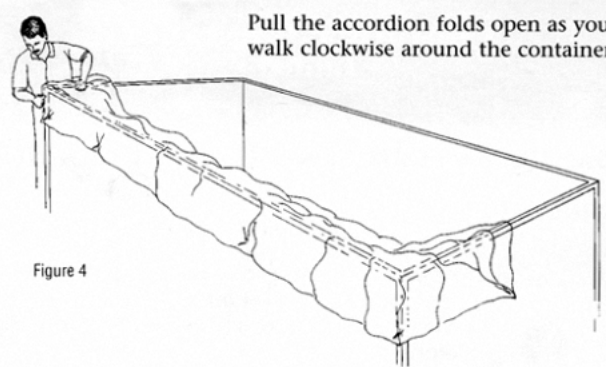


Figure 4

Pull the accordion folds open as you walk clockwise around the container.

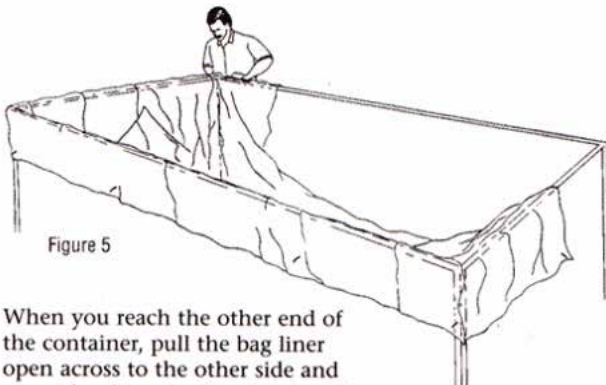


Figure 5

When you reach the other end of the container, pull the bag liner open across to the other side and repeat hooking the bag liner until you return to your starting point.

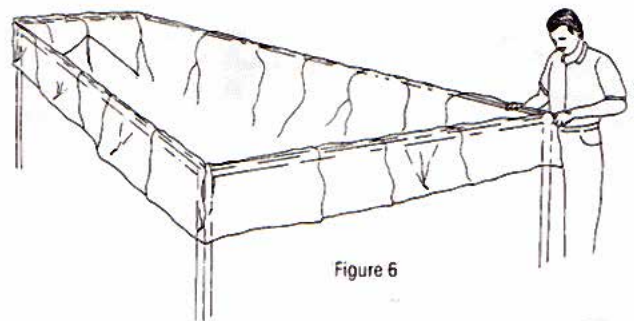


Figure 6